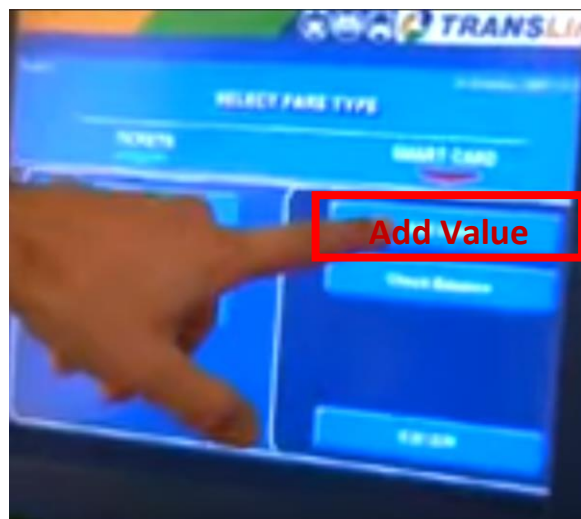




How to top up your Go Card?



Step 1 - Choose 'add value' box



Step 2 - Touch your Go Card on reader



Step 3 – Choose the amount of money



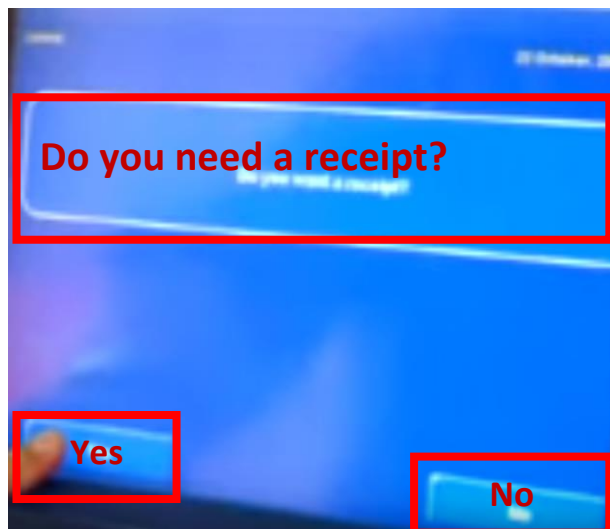
Step 3 – Select payment: "card" or "cash". Insert your card and PIN, or insert cash



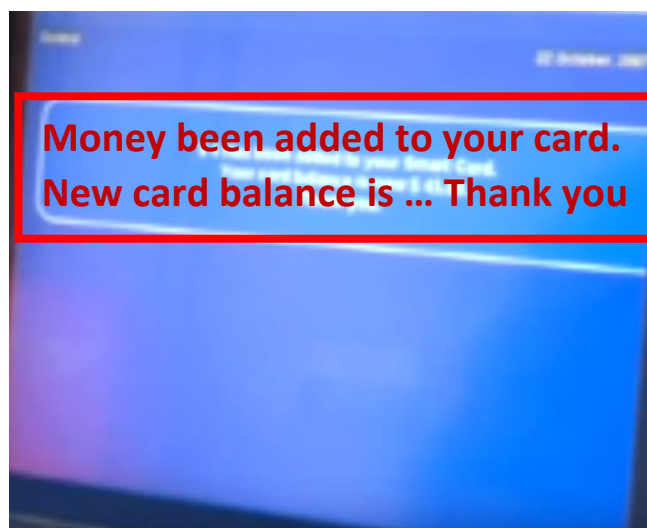
Step 4 - Touch your Go Card on reader again



How to top up your Go Card?



Step 5 – Choose “Yes” if you need a receipt or “No” if you don’t need one



Step 6 - Confirmation of successful top up. New card balance. Finish.